


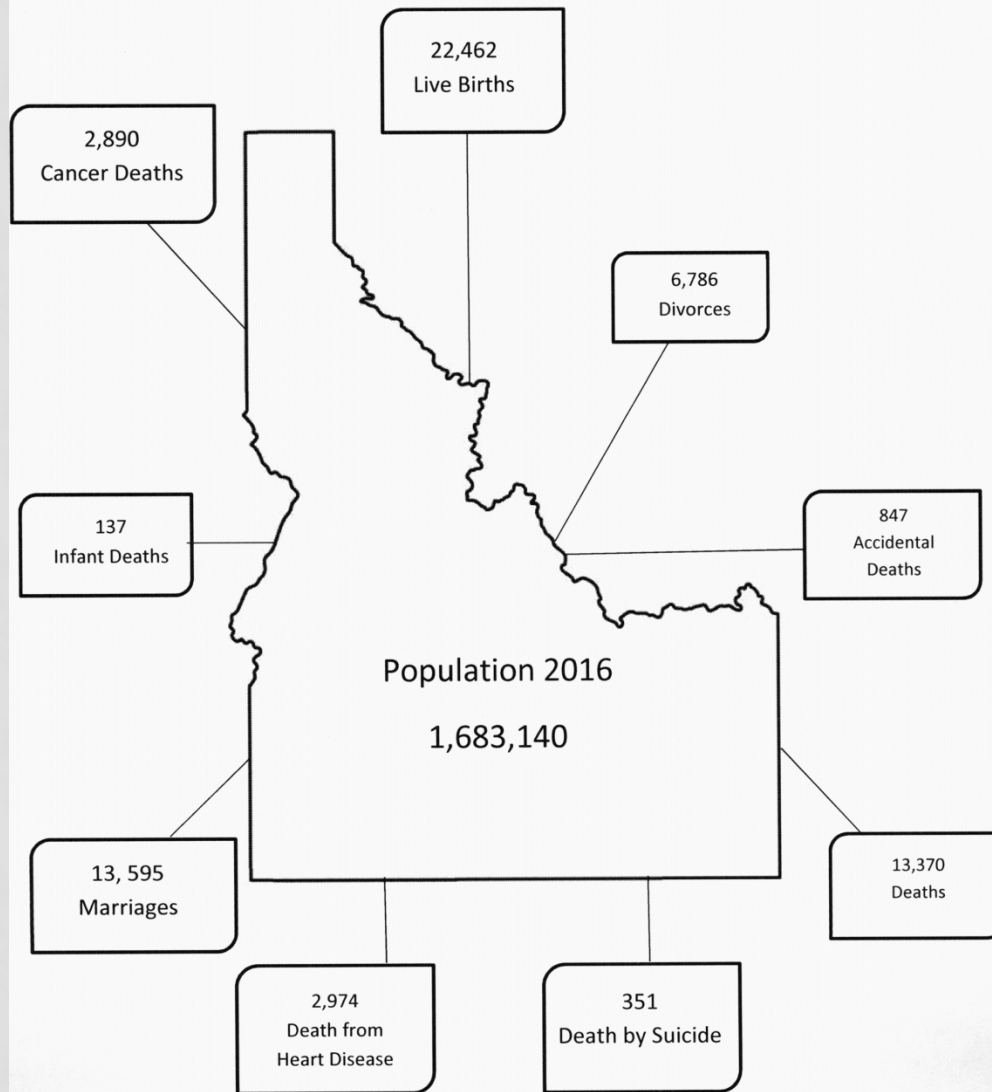
THE HEALTH OF OUR REGION

SHC MEDICAL-HEALTH NEIGHBORHOOD



IDAHO VITAL EVENTS

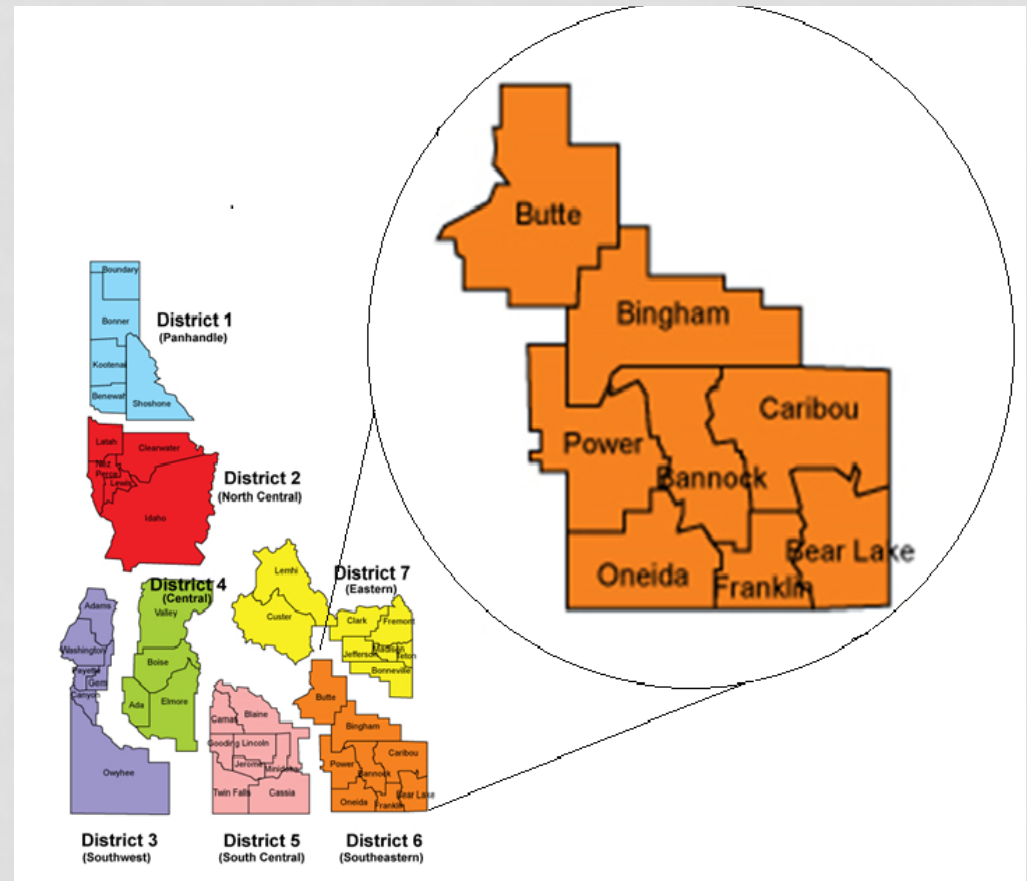
Among Idaho residents in 2016 there were approximately:



2016 Idaho Vital Statistics:
Trends and Summary,
Idaho Department of
Health and Welfare
(November 2017)

REGIONAL HEALTH STATUS

- Idaho Vital Statistics
- Behavioral Risk Factor Surveillance System
- Get Healthy Idaho
- Gateway to Health
- Idaho Health and Welfare Fact Sheets
- Idaho Coordinated Chronic Disease Plan, 2014-2019
- County Health Rankings, 2016



REGIONAL HEALTH STATUS, 2014

Deaths	Idaho #/rate	PHD6 #/rate
Total	13,370/794	1456/855
Cancer	2890/172	260/153
Heart Disease	2,974/177	327/192
Chronic lower respiratory diseases	864/51	91/53
Accidents	847/50	100/59
Cerebrovascular disease	679/40	76/45
Diabetes mellitus	379/23	56/33
Alzheimer's disease	606/36	60/35
Suicide	351/21	43/25
Influenza/pneumonia	204/12	31/18
Chronic liver disease/cirrhosis	190/11	25/15
All other causes	3,386/NA	397/NA

MORTALITY

	<i>Bannock</i>	<i>Bear Lake</i>	<i>Bingham</i>	<i>Butte</i>	<i>Caribou</i>	<i>Franklin</i>	<i>Oneida</i>	<i>Power</i>	<i>District 6</i>	<i>ID</i>
Death Rate	737.6	1236.2	714.8	968.5	1019.7	727.4	1073.3	639.6	767.8	727.9
YPLL	7011	7180	7072	-	7508	4783	-	6260	-	6351
Cause of Death										
Cancer	132.8	167.1	166.6	173.0	201.1	164.2	186.7	115.1	149.5	161.4
Disease of Heart	178.7	384.2	175.4	276.7	287.2	148.6	326.6	115.1	189.7	158.1
Chronic low respiratory disease	45.9	83.5	39.5	69.2	28.7	23.5	46.7	64.0	44.3	46.8
Accidents (unintentional Injury)	35.0	100.2	54.8	103.8	43.1	46.9	116.7	25.6	46.7	41.3
Cerebrovas. disease	44.7	83.5	35.1	69.2	57.4	39.1	23.3	76.8	44.9	30.0
Alzheimer's Disease	30.2	-	19.7	-	28.7	7.8	-	12.8	14.8	26.5
Diabetes Mellitus	14.5	33.4	21.9	69.2	43.1	46.9	70.0	34.0	33.1	22.5
Suicide	26.6	-	19.7	69.2	-	7.8	23.3	-	20.7	18.5
Influenza or Pneumonia	20.5	66.8	11.0	34.6	28.7	46.9	23.3	-	21.3	13.7

Note: Rates are expressed as number of cases per 100,000 persons per year.

YPLL: Years Per Life Lost measures years of potential life lost due to premature death before the age of 75 per 100,000 population,

Gateway to Health Presentation, 2011 Vital Statistics

COUNTY HEALTH RANKINGS, 2017

	Idaho	Bannock	Bear Lake	Bingham	Butte	Caribou	Franklin	Oneida	Power
Health Outcomes Rank		26	23	28	34	12	18	11	9
Length of Life Rank		32	15	26	37	19	29	20	24
Quality of Life Rank		19	28	29	21	8	13	7	42
Health Behaviors Rank		22	12	25	8	6	9	4	33

COUNTY HEALTH RANKINGS, 2016

	Idaho	Bannock	Bear Lake	Bingham	Butte	Caribou	Franklin	Oneida	Power
% Uninsured	16%	14%	13%	20%	15%	13%	16%	15%	21%
# of Primary Care Physicians	1,048	61	5	17	1	3	6	1	3
# of Dentists	1,062	74	3	20	0	4	7	1	2
# of Mental Health Providers	2,993	305	3	50	1	1	7	4	2
% of Adult Smokers	14%	15%	14%	14%	14%	14%	14%	14%	16%

SELECTED RISK FACTORS

Behavioral

- Tobacco Use (13.8) ↓
- Seatbelt non-use (22.0) ↓
- Physical Inactivity (21.2) ↓
- Binge drinking (14.1) ↑
- No Flu Vaccine (64.2) ↓
- Cholesterol Screen (27.7) ↓

Biological

- Overweight (65.2) ↑
- Obese (28.6) ↑
- High blood pressure (31.2) ↑
- Diagnosed with Diabetes (8.1) ↑

SUICIDE FACTS

- Suicide is the 2nd leading cause of death for Idahoans age 15-34 and for males age 10-14. (The leading cause of death is accidents.)
- Idaho is consistently among the states with the highest suicide rates. In 2015 Idaho had risen to the 5th highest suicide rate, 57% higher than the national average.
- In 2015, 60% of Idaho suicides involved a firearm.
- 19.8% (1 in 5) of Idaho youth attending regular public and charter high schools reported seriously considering suicide in 2015. 9.8% (1 in 10) reported making at least one attempt.
- Between 2012 and 2016, 105 Idaho school children (age 18 and under) died by suicide. 27 of these were age 14 and under.

PRIORITIES

Plan	Priorities
Get Healthy Idaho	<ol style="list-style-type: none">1. Access to Healthcare2. Diabetes3. Tobacco Use4. Obesity
Statewide Healthcare Innovation Plan (SHIP)	<ol style="list-style-type: none">1. Diabetes2. Obesity in Children3. Tobacco Use
Gateway to Health (G2H)	<ol style="list-style-type: none">1. Heart Disease2. Diabetes3. Suicide
Idaho Coordinated Chronic Disease Plan	<ol style="list-style-type: none">1. Cancer2. Diabetes3. Heart Disease/Stroke4. Oral Health5. Physical Activity and Nutrition6. Tobacco Prevention and Control